

---

# CLUBHOUSE<sup>®</sup>

DECKING

2016 PRODUCT GUIDE

The Tapco<sup>®</sup>  
GROUP  
GENUINELY BETTER BUILDING PRODUCTS



# TABLE OF CONTENTS:

2016 CLUBHOUSE INTRODUCTION. ....	5
CODE APPROVALS. ....	6
<b>CLUBHOUSE DECKING</b>	
DECKING . . . . .	7
FASCIA . . . . .	10
FASTENERS . . . . .	11
<b>CLUBHOUSE ACCESSORIES</b>	
LIGHTS . . . . .	13





Backed by a limited lifetime warranty  
with 25-year fade and stain coverage.\*

**Clubhouse Decking** is 100-percent PVC with no wood or wood fillers. It is formulated with Korelite™ technology to be up to 25-percent lighter than most wood and composites, but retains superior strength for solid underfoot feel.



Clubhouse Deck & Rail are products of  
The Tapco Group, a leading designer  
and manufacturer of high-quality systems  
for windows, doors, and outdoor living.

*\* See warranty for details and limitations.*

# CODE APPROVALS

## CLUBHOUSE DECK AND RAIL HAS THE FOLLOWING CODE APPROVALS:

### **CCRR-0175 – Clubhouse Decking**

The Code Compliance Research Reports are issued by ATI Evaluation Service, a third party certification agency who tested the decking to ensure it meets a high level of industry and building code standards. Full copies of the reports can be downloaded from the ATI website, **<http://www.architecturaltesting.com>**.

Prior to construction, check with your local building inspector for special code requirements in your area. Visit **[www.clubhousedecking.com](http://www.clubhousedecking.com)** to view the Clubhouse Installation Guide.



Clubhouse Decking's proprietary formulation features a stronger, more dense cell structure and the finest protective capstock in the industry.

With a natural wood look and dual-color, dual-embossed planks, Clubhouse Decking comes in two collections:

**The Hardwood Collection**

*Ironwood • Mahogany • Walnut • Ipe*

**The Earthtone Collection**

*Sandstone • Clay • Cobblestone • Brookstone*

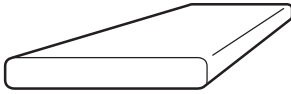


The hidden Clubhouse Fastening System includes multiple components to leave deck surfaces completely unmarred for a seamless finish.

# CLUBHOUSE DECKING

## DECK PLANK - NON GROOVED

### PRODUCT



#### Deck Plank 20'

Nominal size: 5/4 x 6"  
 Actual size: 1 x 5 - 1/2"  
 Woodgrain emboss

Weight/pack: 1672 lbs  
 Weight/piece: 35 lbs  
 Pieces/pack: 48

### PART #

Earthtone Collection (Single Color)  
 101185020 Cobblestone  
 101186020 Brookstone  
 101187020 Sandstone  
 101188020 Clay

Hardwood Collection (Single Color)  
 101183020 Walnut  
 101184020 Ipe  
 101193020 Ironwood  
 101192020 Mahogany

Earthtone Collection (Dual Color)  
 101262020 Cobblestone / Brookstone  
 101263020 Clay / Sandstone

Hardwood Collection (Dual Color)  
 101280020 Mahogany / Ironwood  
 101298020 Ipe / Walnut

#### Deck Plank 16'

Nominal size: 5/4 x 6"  
 Actual size: 1 x 5 - 1/2"  
 Woodgrain emboss

Weight/pack: 1344 lbs  
 Weight/piece: 28 lbs  
 Pieces/pack: 48

### PART #

Earthtone Collection (Dual Color)  
 101262016 Cobblestone / Brookstone  
 101263016 Clay / Sandstone

Hardwood Collection (Dual Color)  
 101280016 Mahogany / Ironwood  
 101298016 Ipe / Walnut

#### Deck Plank 12'

Nominal size: 5/4 x 6"  
 Actual size: 1 x 5 - 1/2"  
 Woodgrain emboss

Weight/pack: 1016 lbs  
 Weight/piece: 21 lbs  
 Pieces/pack: 48

### PART #

Earthtone Collection (Dual Color)  
 101262012 Cobblestone / Brookstone  
 101263012 Clay / Sandstone

Hardwood Collection (Dual Color)  
 101280012 Mahogany / Ironwood  
 101298012 Ipe / Walnut



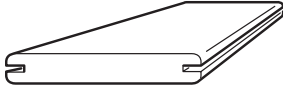
# CLUBHOUSE DECKING

## HIDDEN FASTENER DECK PLANK - GROOVED

---

### PRODUCT

---



#### **Hidden Fastener Deck Plank 20'**

Nominal size: 5/4 x 6"

Actual size: 1 x 5 -1/2"

Woodgrain emboss

Weight/pack: 1624 lbs

Weight/piece: 34 lbs

Pieces/pack: 48

---

### PART #

---

Earthtone Collection (Dual Color)  
102262020 Cobblestone / Brookstone  
102263020 Clay / Sandstone

Hardwood Collection (Dual Color)  
102280020 Mahogany / Ironwood  
102298020 Ipe / Walnut

---

#### **Hidden Fastener Deck Plank 16'**

Nominal size: 5/4 x 6"

Actual size: 1 x 5 -1/2"

Woodgrain emboss

Weight/pack: 1306 lbs

Weight/piece: 27 lbs

Pieces/pack: 48

---

### PART #

---

Earthtone Collection (Dual Color)  
102262016 Cobblestone / Brookstone  
102263016 Clay / Sandstone

Hardwood Collection (Dual Color)  
102280016 Mahogany / Ironwood  
102298016 Ipe / Walnut

---

#### **Hidden Fastener Deck Plank 12'**

Nominal size: 5/4 x 6"

Actual size: 1 x 5 -1/2"

Woodgrain emboss

Weight/pack: 988 lbs

Weight/piece: 21 lbs

Pieces/pack: 48

---

### PART #

---

Earthtone Collection (Dual Color)  
102262012 Cobblestone / Brookstone  
102263012 Clay / Sandstone

Hardwood Collection (Dual Color)  
102280012 Mahogany / Ironwood  
102298012 Ipe / Walnut

# CLUBHOUSE DECKING

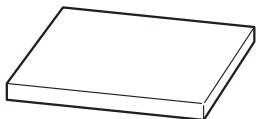
## DECK PLANK - CURVED

PRODUCT	PART #
---------	--------

Cardinal Building Products offer a made-to-order service for purchasing curved sections of Clubhouse decking. For more information, or to order visit [www.clubhousedecking.com](http://www.clubhousedecking.com) or contact Cardinal directly at 888-530-3240 or [sales@cardinalbp.net](mailto:sales@cardinalbp.net).

# CLUBHOUSE DECKING

## 12" FASCIA



### Fascia 12"

Nominal size: 1/2" x 12"

Actual size: 1/2" x 11-15/16"

Woodgrain emboss

Weight/pack: 854 lbs

Weight/piece: 29 lbs

Pieces/pack: 30

### PART #

Earthtone Collection (Single Color)

103185012 Cobblestone

103186012 Brookstone

103187012 Sandstone

103188012 Clay

Hardwood Collection (Single Color)

103183012 Walnut

103184012 Ipe

103192012 Mahogany

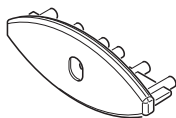
103193012 Ironwood

Notes: Due to the width of the fascia board, it is not uncommon that both sides will vary from each other in color. See installation instructions for further information.

# CLUBHOUSE DECKING

## FASTENERS

### PRODUCT



### PART #

10400900  
Please specify package type

#### Clubhouse "EB-TY" Biscuit Fastener

Includes black biscuits, black trim-head stainless screw, 1 x square drive bit

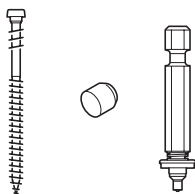
100 sq feet of decking uses:

- 175 biscuits at 16" oc
- 254 biscuits at 12" oc

**Box** containing 175 biscuits & screws, master carton includes 4 boxes.

**Bucket** containing 540 biscuits & screws.

Weight/box: 4lbs  
Weight/bucket: 11 lbs



### PART #

Earthtone Collection  
105185900 Cobblestone  
105186900 Brookstone  
105187900 Sandstone  
105188900 Clay

Hardwood Collection  
105183900 Walnut  
105184900 Ipe  
105192900 Mahogany  
105193900 Ironwood

#### Clubhouse Cortex Plugs

Weight/master carton 19.5lbs  
Weight/box 3.25lbs

Master carton includes 6 boxes (single color). 1 box installs 100 lineal feet of decking  
Box contains 224 screws, 300 plugs, 2 x driver bit/setting tool

*Screws not approved for use in coastal/marine applications*

# CLUBHOUSE DECKING

## FASTENERS

---

### PRODUCT

---



#### **Clubhouse Connect Clip**

**Carton** contains 540 scrails & 530 clips  
Weight/carton: 11 lbs

1 carton installs 300 square feet of decking  
Scrails must be used with Tigerclaw Pneumatic Installation Gun

**Bag** includes 90 screws & clips, 1 x driver bit/setting tool  
Weight/bag: 2 lbs

1 bag installs 50 square feet of decking

**Display Tray** contains 10 bags

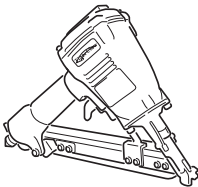
Notes: Scrails not approved to use in coastal/marine applications.  
50 sq ft bags have stainless steel screws and clips in them and are coastal approved.

---

### PART #

---

106000900  
*Please specify package type*



---

### PART #

107000999

#### **Tigerclaw Pneumatic Installation Gun**

Carton includes 1 installation gun  
Weight 10lbs

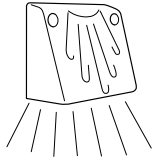
# CLUBHOUSE ACCESSORIES

## CLUBHOUSE LIGHTS

---

### PRODUCT

---



---

### PART #

---

403144000 White  
403166000 Black  
*Matte finish in Black & White only*

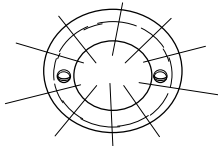
#### **Endurance Ultra Thin Down Light**

Size: 1-3/4" W x 1-1/4" H

Weight/pack: 0.15 lbs

Pieces/pack: 1

1 watt/light



### PART #

404144000 White  
404148000 Antique Bronze  
404166000 Black  
*Matte finish in Black & White only*

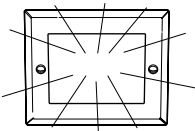
#### **Berkley Round Step Light**

Size: 3-1/2" W x 3-1/2" H x 1/4" D

Weight/pack: 0.5 lbs

Pieces/pack: 1

1.5 watts/light



### PART #

405144000 White  
405148000 Antique Bronze  
405166000 Black  
*Matte finish in Black & White only*

#### **Genesis Step Light**

Size: 4" W x 3-1/2" H x 1/4" D

Weight/pack: 0.6 lbs

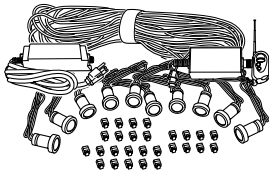
Pieces/pack: 1

1.5 watts/light

# CLUBHOUSE ACCESSORIES

## CLUBHOUSE LIGHTS

PRODUCT	PART #
---------	--------



406000900

### Phoenix Recessed 10 LED Kit

Weight/pack: 2.8 lbs


Pieces/pack: 1 kit, with 10 LED lights

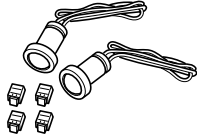
Includes: 10 energy efficient LED recessed lights, transformer power source for standard outlet, 27 wire connectors, 100 feet of wire, remote driver & remote control  
5 watts


**Phoenix Recessed Lights**  
Solid cast aluminum body, polycarbonate lens, warm white LED bulb  
0.5 watts/bulb (DC only)

# CLUBHOUSE ACCESSORIES

## CLUBHOUSE LIGHTS

PRODUCT	PART #
	407000910
<b>Phoenix Recessed LED (Pack/10)</b> Weight/pack: 0.45 lbs Pieces/pack: 10 Includes: 10 energy efficient LED recessed lights, 27 wire connectors 5 watts	

	PART #
	407000902
<b>Phoenix Recessed LED (Pack/2)</b> Weight/pack: 0.1 lbs Pieces/pack: 2 Includes: 2 energy efficient LED recessed lights, 4 wire connectors 1 watt	

	PART #
	408000900
<b>Phoenix 2 in 1 Installer Bit</b> Weight/pack: 0.25 lbs Pieces/pack: 1	

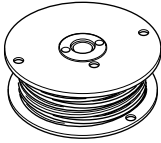
# CLUBHOUSE ACCESSORIES

## CLUBHOUSE LIGHTS

---

PRODUCT	PART #
---------	--------

---



409000900

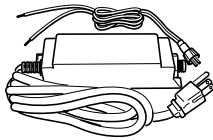
### Heavy Duty 18 Gauge LV Outdoor Wire (100')

Weight/pack: 2.9 lbs

Pieces/pack: 100'

Maximum run on 18 gauge wire 150'

---



PART #

410000900

### 3 Amp DC Transformer for LED Lights

Weight/pack: 1.55 lbs

Pieces/pack: 1

Optimum watts used 28 W - 32 W  
(Alternative transformer recommended  
lower/higher wattage)

To calculate total wattage of lights:

Watts per Pack x Quantity



# CLUBHOUSE ACCESSORIES

## CLUBHOUSE LIGHTS

---

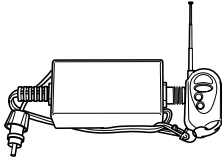
PRODUCT

---

---

PART #

---

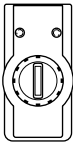


411000900

**Remote Dimmer w/Hand Held**

Weight/pack: 0.35 lbs

Pieces/pack: 1



---

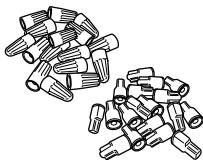
PART #

412000900

**Photoelectronic Timer 1-8 Hr**

Weight/pack: 0.5 lbs

Pieces/pack: 1



---

PART #

413000900

**Wire Nut 18 Gauge Gel Filled (Pack/10)**

Weight/pack: 0.05 lbs

Pieces/pack: 10



[ClubhouseDecking.com](http://ClubhouseDecking.com)

For more information, call 800-450-7479  
or email [ClubhouseOrders@tapcoint.com](mailto:ClubhouseOrders@tapcoint.com)

Clubhouse Decking is covered by patent #D656,629

©2016 Tapco International Corporation.  
All rights reserved.